



KONYA
TECHNICAL UNIVERSITY
DISTANCE EDUCATION
APPLICATION AND RESEARCH CENTRE
1970

INSTRUCTOR

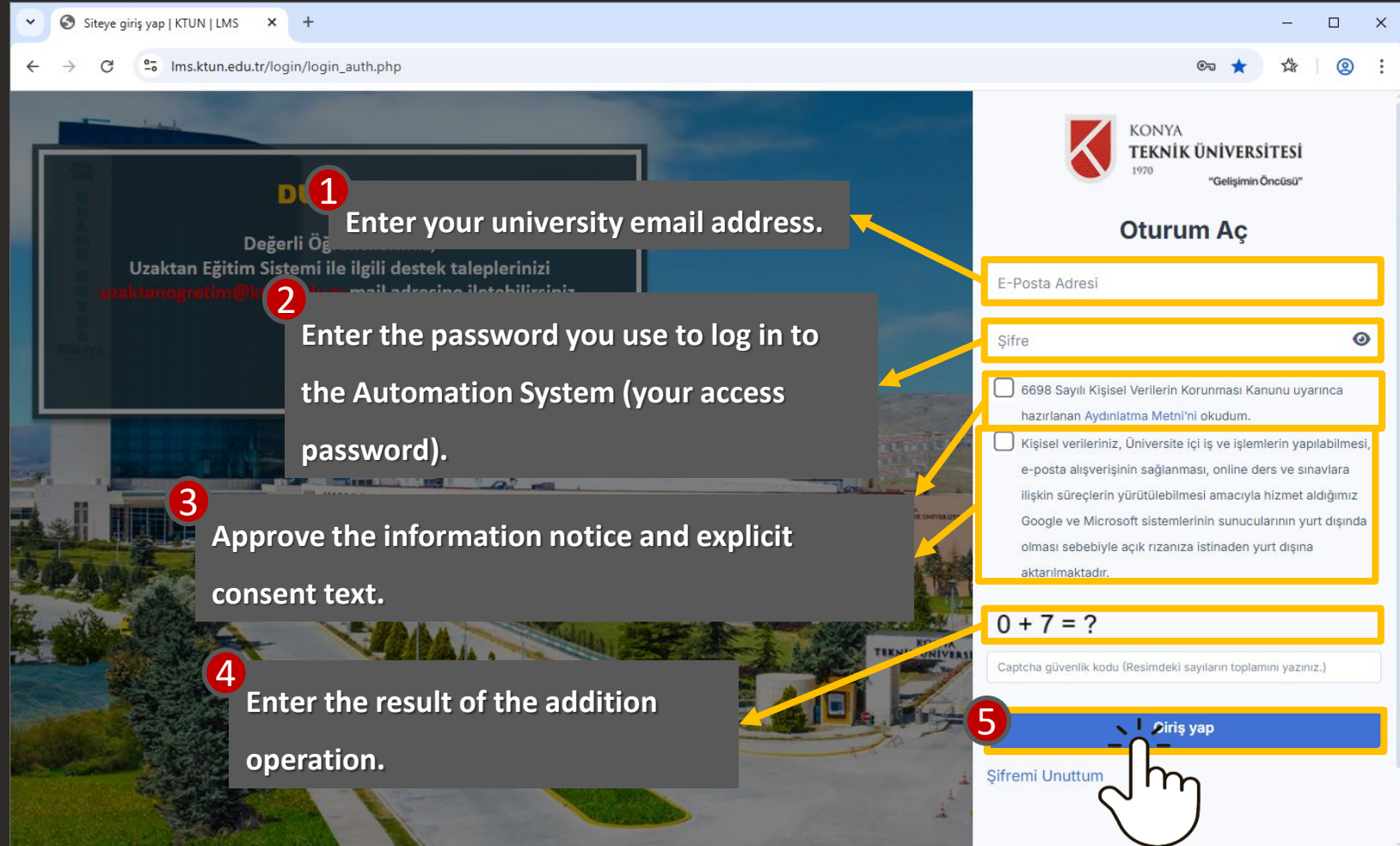
**GUIDE TO SIGNING IN AND INTRODUCTION TO
THE DISTANCE LEARNING SYSTEM**

System Sign-in

To access the Distance Learning System, click on the address below:

<https://lms.ktun.edu.tr>

On the login screen, enter your "**University Email Address**" in the Email Address field and your Password used for "**the University Information System (Access Password)**" in the Password field.



The screenshot shows the login page of the Konya Teknik Üniversitesi LMS. The page is titled "Oturum Aç" (Login). The URL in the browser is "lms.ktun.edu.tr/login/login_auth.php". The page contains the following fields and elements:

- E-Posta Adresi** (Email Address): A text input field for entering the university email address.
- Şifre** (Password): A password input field with a toggle for visibility.
- Consent Text**: Two checkboxes for agreeing to the 6698 Personal Data Protection Law and the university's privacy policy.
- Captcha**: A math problem "0 + 7 = ?" and a text input field for the answer.
- Giriş yap** (Login): A blue button to submit the login information.

Below the login button, there is a link for "Şifremi Unuttum" (Forgot my password).



If you do not know your access password, you may contact destek@ktun.edu.tr for assistance.

System Overview

After successfully logging into the system, the “**My Courses**” tab will be displayed.

The screenshot displays the 'Kurslarım' (My Courses) page. At the top, there is a navigation bar with the university logo, 'Ana sayfa', 'Kontrol paneli', and 'Kurslarım' (selected). The main heading is 'Kurslarım'. Below it, there is a section 'Kurslara genel bakış' (General view of courses) with tabs for 'Devam eden' (Active), 'Geçmiş' (Past), 'Yıldızlı' (Starred), and 'Görünümünden çıkarılan' (Removed from view). A search bar with 'Ara' and a dropdown menu for 'Kurs adına göre sırala' (Sort by course name) are present. Two course cards are shown: '2025 yılı eğitimler' (2025 year courses) with the title 'Nesneye Dayalı Programlama' (Object-oriented Programming) and 'Ana Kategori' (Main Category) with the title 'Yapay Sinir Ağları' (Neural Networks). Both cards have a 'DERSİ GÖRÜNTÜLE' (View Course) button. The footer contains the university logo, 'KONYA TEKNİK ÜNİVERSİTESİ UZAKTAN EĞİTİM UYGULAMA VE ARAŞTIRMA MERKEZİ 1970', and 'İletişim' (Contact).

System Overview

My Courses



In this section, the courses assigned to you are listed.

The screenshot displays the 'Kurslarım' (My Courses) page. At the top, there is a navigation menu with 'Kurslarım' highlighted. Below the menu, the page title 'Kurslarım' is followed by 'Kurslara genel bakış'. There are tabs for 'Devam eden', 'Geçmiş', 'Yıldızlı', and 'Görünümünden çıkarılan'. A search bar with 'Ara' and a dropdown menu for 'Kurs adına göre sırala' are present. Two course cards are shown: '2025 yılı eğitimler' (Nesneye Dayalı Programlama) and 'Ana Kategori' (Yapay Sinir Ağları). Each card has a 'DERSİ GÖRÜNTÜLE' button. The footer contains the Konya Technical University logo and 'UZAKTAN EĞİTİM UYGULAMA VE ARAŞTIRMA MERKEZİ'.

System Overview

My Courses

You can access the course you want to view by clicking on it from the “My Courses” tab.

The screenshot displays the 'Kurslarım' (My Courses) page. At the top, there are navigation links for 'Ana sayfa', 'Kontrol paneli', and 'Kurslarım'. Below the navigation, the page title is 'Kurslarım' and the subtitle is 'Kurslara genel bakış'. There are tabs for 'Devam eden', 'Geçmiş', 'Yıldızlı', and 'Görünümünden çıkarılan'. A search bar with 'Ara' and a dropdown menu for 'Kurs adına göre sırala' are present. Two course cards are shown: 'Nesneye Dayalı Programlama' (2025 yılı eğitimler) and 'Yapay Sinir Ağları' (Ana Kategori). The 'Yapay Sinir Ağları' card is highlighted with a yellow border, and a hand cursor is pointing at its 'DERSİ GÖRÜNTÜLE' button. The footer contains the Konya Teknik Üniversitesi logo and the text 'UZAKTAN EĞİTİM UYGULAMA VE ARAŞTIRMA MERKEZİ 1970' and 'İletişim'.

System Overview

My Courses

You can customize the appearance of your courses as you wish.

You can perform the relevant actions by clicking the **three-dot icon** on the course whose appearance you want to change.

By selecting “**Add to favorites**”, you can add your course to the “**Starred**” section.

By selecting “**Remove from view**”, you can move your course to the “**Removed from view**” section.

Kurslarım

Kurslara genel bakış

Devam eden Geçmiş Yıldızlı Görünümünden çıkarılan

Kurs adına göre sırala ▾

Ara

Kursu favorilere ekle

Görünümünden kaldır

2025 yılı eğitimler

Nesneye Dayalı Programlama

DERSİ GÖRÜNTÜLE

Ana Kategori

Yapay Sinir Ağları

DERSİ GÖRÜNTÜLE

System Overview

Dashboard

This section contains the calendar application. Your upcoming events will automatically be displayed in the calendar.

The screenshot shows the dashboard interface of the Konya Technical University system. The top navigation bar includes the university logo, the text 'KONYA TEKNİK ÜNİVERSİTESİ 1970', and menu items 'Ana sayfa', 'Kontrol paneli', and 'Kurslarım'. The 'Kontrol paneli' menu item is highlighted with a yellow box. Below the navigation bar, there is a summary section with four cards: 'Derslerim' (2), 'Tamamlanan Dersler' (0), 'Tamamlanan Etkinlikler' (0), and 'Geçmiş Etkinlikler' (0). The main content area is divided into three sections: 'Zaman çizelgesi' (Calendar) with filters for 'Gelecek 7 gün', 'Tarihe göre sırala', and a search bar; 'Takvim' (Calendar) with a 'Tüm kurslar' filter and a 'Yeni olay' button; and a calendar grid for September 2025. The calendar grid shows days from 1 to 14, with the 8th highlighted in blue.

KONYA TEKNİK ÜNİVERSİTESİ 1970

Ana sayfa Kontrol paneli Kurslarım

2 Derslerim

0 Tamamlanan Dersler

0 Tamamlanan Etkinlikler

0 Geçmiş Etkinlikler

Zaman çizelgesi

Gelecek 7 gün Tarihe göre sırala Etkinlik türüne veya ismine göre.

Devam eden kurs yok

Takvim

Tüm kurslar Yeni olay

Eylül 2025

Pzt	Sal	Çrş	Prş	Cum	Cmt	Paz
1	2	3	4	5	6	7
8	9	10	11	12	13	14

System Overview

Home Screen

Announcements and information about the site are displayed in this section.

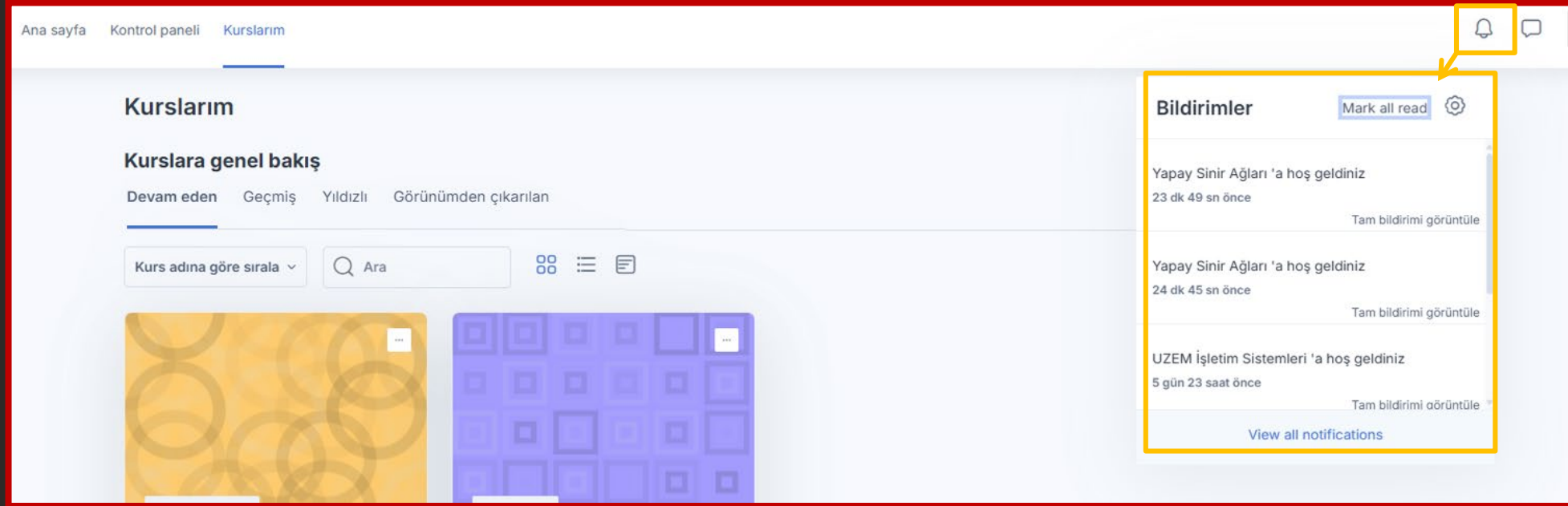


The screenshot shows the home screen of the Konya Teknik Üniversitesi website. The top navigation bar includes the university logo, the text "KONYA TEKNİK ÜNİVERSİTESİ", and menu items "Ana sayfa", "Kontrol paneli", and "Kurslarım". The "Ana sayfa" item is highlighted with a yellow box. The main content area features a large blue banner with a megaphone image on the left. The banner text reads: "Değerli Kullanıcılarımız, Uzaktan Eğitim Sistemi ile ilgili destek taleplerinizi uzaktanogretim@ktun.edu.tr mail adresine iletebilirsiniz." Below the banner is the university logo. Underneath the banner is a section titled "DUYURULAR" (Announcements) with a megaphone icon. The text in this section reads: "Değerli Kullanıcılarımız, Uzaktan Eğitim Sistemi (LMS) ile ilgili kılavuzlara merkezimiz sayfasındaki 'Öğrencilere Yönelik Kullanım Kılavuzları ve Videoları' ve 'Öğretim Elemanlarına Yönelik Kullanım Kılavuzları ve Videoları' kısmından erişim sağlayabilirsiniz."

System Overview

Notifications Tab

You can access site notifications from the Notifications tab located in the upper right corner.



System Overview

Chat Tab

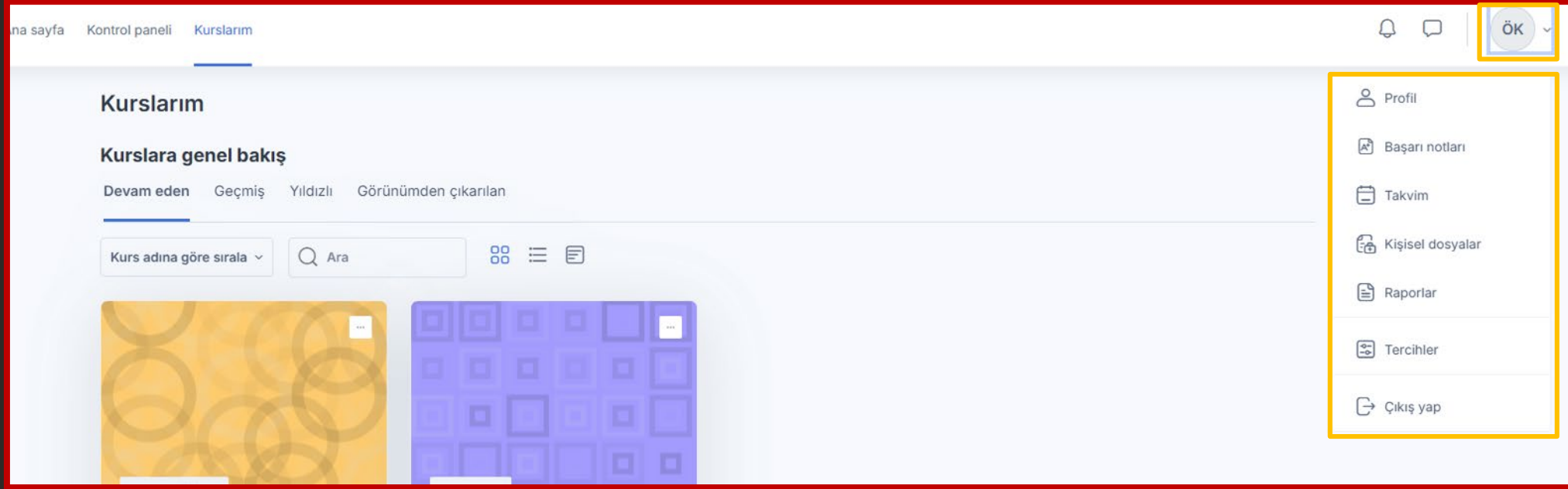
You can communicate with site users through the Chat tab located in the upper right corner.

The screenshot displays the system interface with the Chat Tab highlighted in the upper right corner. The main content area shows the 'Kurslarım' (My Courses) section, which includes a search bar, a dropdown menu for 'Kurs adına göre sırala', and two course cards: '2025 yılı eğitimler' (Nesneye Dayalı Programlama) and 'Ana Kategori' (Yapay Sinir Ağları). The Chat Tab is a floating window with a search bar, a close button, and a list of users, including 'Öğretim Elemanı Ktun'.

System Overview

Account Tab

You can log out of the system from the Account tab located in the upper right corner.



The screenshot displays the 'Kurslarım' (My Courses) page. In the top right corner, the 'ÖK' (Account) tab is highlighted with a yellow box. A dropdown menu is open, showing the following options: Profil, Başarı notları, Takvim, Kişisel dosyalar, Raporlar, Tercihler, and Çıkış yap (Log Out). The main content area shows a search bar and a grid of course cards.



KONYA
TECHNICAL UNIVERSITY
**DISTANCE EDUCATION
APPLICATION AND RESEARCH CENTRE**
1970



Rektörlük / Mimarlık ve Tasarım Fakültesi
Akademi Mah. Yeni İstanbul Cad. No:235/1, Selçuklu/KONYA



<https://www.ktun.edu.tr>



uzaktanogretim@ktun.edu.tr